




environment by  JANIS



*Sample in Flowing Vapor
Cryostats*

VNF-100 optical and **VNF-100T** non-optical 77 K cryostats

Ideal for cooling samples with poor thermal conductivity, VNF-100 cryostats provide uniform cooling for liquids, powders, and irregularly shaped samples. Samples are located in a stream of nitrogen vapor, eliminating the need for careful thermal anchoring. The VNF-100 is ideal for both optical and electrical measurements from 65 K to 325 K.



VNF-100 optical and VNF-100T non-optical 77 K cryostats

The Lake Shore VNF-100 Series are liquid nitrogen cooled, variable temperature cryostats with the sample located in flowing vapor. Ideal for experiments with samples that are difficult to thermally anchor such as liquid or powder samples, these cryostats are a low-cost alternative to liquid helium or cryocooler based systems when temperatures below 65 K are not required. The VNF-100 Series features a top-loading sample chamber for rapid sample exchange, and four-way, $f = 1.0$ optical access to the sample chamber.

The sample is easily accessed by removing the top-loading sample positioner. Samples can be connected with cryogenic-service wiring (single conductor, twisted-pair, or coaxial cables) for electrical measurements, while the four-way optical sample chamber enables both reflectance or transmission geometries. Standard fused silica windows provide transmission from the UV to near-IR regions. Alternatively, optional window materials can be installed for IR measurements.

The VNF-100T provides similar performance, but in a compact non-optical configuration. The small diameter non-optical tail of the VF-100T can be inserted into an electromagnet for use in magnetoelectric applications.

Typical applications for the VNF-100 Series include spectroscopy (photoluminescence, FTIR, UV- visible—VNF-100 only) and electrical materials characterization.

Key features

Top-loading sample-in-flowing-vapor configuration

Internal LN₂ reservoir with integrated cryopump enables all-day unattended operation

Optimized for two-loop temperature control, LN₂ is vaporized and temperature controlled with a calibrated silicon diode as it enters the sample chamber; a second heater and sensor on the sample mount is used for rapid temperature sweeps and precise sample temperature control

Sample is accessed by opening a single clamp and removing the top-loading sample positioner

Continuous temperature range from 65 K to 300 K (500 K optional with VNF-100T)

O-ring sealed ports accept DC and RF electrical feedthroughs

Optional DC and RF wires and cables for electrical measurements

Four optical window ports ($f = 1.0$) can be used for optical measurements from UV to IR

VNF-100 Series

Featured components

Sample in flowing vapor for uniform sample cooling

Integrated control heater and calibrated silicon diode control sensor

Dual-loop heater configuration for rapid and precise sample temperature control (simultaneous control at liquid vaporizer and sample mount)

Integrated LN₂ reservoir provides 6 to 8 h of operation between refills

Adjustable cooling power using integrated needle valve

Removable sample positioner including copper sample mount, removable optical sample holder, housekeeping feedthrough, 10-pin feedthrough for experimental wiring, and two spare o-ring sealed sample access ports

Optical vacuum shroud with four o-ring sealed window ports (VNF-100 only)

Easily add DC, AC, and mixed DC+AC measurement capabilities to your cryostat with an M81-SSM

This modular, multichannel system provides highly synchronized DC, 100 kHz AC, and mixed DC + AC sourcing and measuring — including both voltage and current lock-in measurement capabilities — for low-temperature material research performed in your cryostat. It supports up to three remote-mountable source and three measure modules per a single M81-SSM-6 instrument and, owing to its modularity, allows signal and source amplifiers to be located as close as possible to the sample being characterized. This minimizes the signal wiring to the sample, reduces noise, and increases measurement sensitivity. The modules also leverage patent-pending MeasureSync™ real-time sampling technology to ensure synchronous sourcing and measuring across all channels. Plus, by having both DC and AC sourcing and measurement in one instrument, the M81-SSM can eliminate the need for mixed-instrument setups, greatly simplifying the setup of complex characterization configurations.



M81-SSM synchronous source measure system

Real-time sampling architecture for synchronous sourcing/measuring

All source and measure channels are capable of DC and AC to 100 kHz signals

100% linear circuitry for the lowest possible source/measure noise

Optimized for fundamental, harmonic, and phase AC plus DC biased measurements

Unique, flexible instrument/distributed module architecture

Provides the absolute precision of DC plus the detection sensitivity performance of AC instrumentation

Uses a clean, simple UI and common programming API for fast setup

Included MeasureLINK software enables full end-to-end measurement and cryostat temperature control

MeasureLINK™

Options

Windows

Custom window options are available, including UV or IR grade fused silica, or sapphire. Contact Lake Shore for more information.

Mounting flange

Black anodized aluminum flange compatible with commercial spectrofluorometers [BASE-VNF-2](#)

Sample holders

Custom sample holders are available for the VNF-100T. Contact Lake Shore for more information. The options listed below are for the VNF-100 only.

Optical [consult Lake Shore](#)


Blank [consult Lake Shore](#)

Resistivity [consult Lake Shore](#)

LCC [consult Lake Shore](#)

DIP [consult Lake Shore](#)

Cuvette [consult Lake Shore](#)



Optical VNF-100 cuvette sample holder

For total control of measurements performed in a cryostat, add our MeasureLINK software

Our optional MeasureLINK software enables a wide range of capabilities including charting and logging, system monitoring with a cryostat-specific process view, and even controlling Lake Shore equipment as well as some third-party instrumentation, in a non-programming environment. You can also create unlimited functionality using the scripting development environment.

Create multiple configurations to support separate measurements

Monitor temperature and change setpoints with the monitor pane

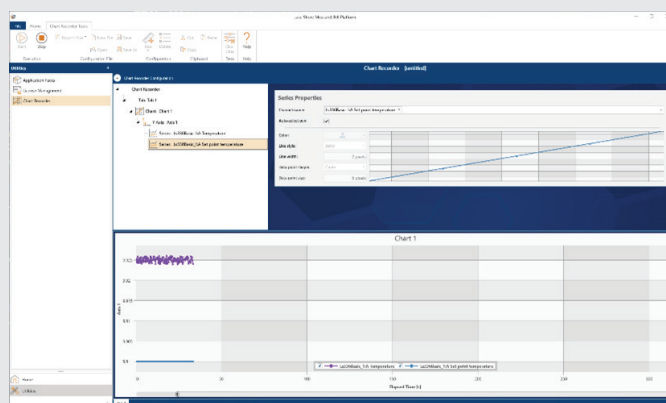
Easily create nested, multi-level measurement loop sequences

See real-time internal cryostat temperatures in Process View

Charts and log all system variables with Chart Recorder

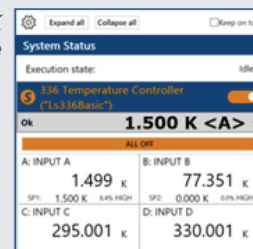
No programming required — drag and drop to create temperature sweeps, access measurements, and add third-party instruments

Custom scripting function allows you to construct new and edit existing measurement scripts



The chart recorder utility enables charting and logging of all system variables, for example, so you can keep a close eye on temperature trends in a cryostat experiment in real-time; it also helps you determine when steady-state conditions have been reached.

MeasureLINK
Monitor Pane



MeasureLINK™

Options

Electrical feedthroughs

(1) BNC grounded [EF-BNC-1-B-AL](#)

(2) BNC grounded [EF-BNC-2-S-AL](#)

(6) BNC grounded [EF-BNC-6-G](#)

(1) BNC insulated [EF-BNC-1-B-NC](#)

(2) BNC insulated [EF-BNC-2-S-NC](#)

(6) BNC insulated [EF-BNC-6-I](#)

(1) triaxial grounded [EF-TRIAX-1-B-AL](#)

(6) triaxial grounded [EF-TRIAX-6-G](#)

(1) triaxial insulated [EF-TRIAX-1-B-NC](#)

(6) triaxial insulated [EF-TRIAX-6-I](#)

(2) SMA grounded [EF-SMA-2-B-AL](#)

(6) SMA grounded [EF-SMA-6-G](#)

(2) SMA insulated [EF-SMA-2-B-NC](#)

(6) SMA insulated [EF-SMA-6-I](#)

10-pin [10P-ASSEMBLY](#)

19-pin [19P-ASSEMBLY](#)

26-pin [26P-ASSEMBLY](#)

32-pin [32P-ASSEMBLY](#)

Additional temperature sensors

One Lake Shore calibrated diode is now included on every cryostat as the control sensor

Silicon diode, calibrated [DT-670-CU-HT-1.4L](#)

Cernox® magnetic field independent, calibrated [CX-1050-CU-HT-1.4M](#)

Installed wiring

(1), (2), or (6) coaxial cables, SMA [CABLEASSY-63340](#)

(1), (2), or (6) coaxial cables, BNC [CABLEASSY-63342](#)

(1) or (6) triaxial cables [CABLEASSY-63341](#)

(10), (19), (26), or (32) PhBr wires [WIRE-PHBR](#)


Accessories

Available at www.lakeshore.com

LN₂ storage Dewar [LN-50](#)

Vacuum pumping station [10RVP](#), [10DDP](#), or [TS-85-D](#)

Temperature controller [325](#), [335](#), or [336](#)



Cernox CU-HT sensor



336 temperature controller

Specifications

	VNF-100	VNF-100T
Initial cooldown time (to 65 K)	~30 min	
Temperature range	65 K to 300 K (500 K optional with VNF-100T)	
Typical temperature stability ¹	±50 mK	
LN ₂ capacity (nominal)	1.2 L	
Working time (typical)	6 to 8 h	
Sample exchange time (typical)	<5 min	

Size

	VNF-100	VNF-100T
Height	583 mm (23 in)	812.8 mm (32 in)
Inner diameter (at sample region) ²	30 mm (1.18 in)	22.35 mm (0.88 in)
Sample mount diameter ²	25.4 mm (1 in)	16 mm (0.62 in)
Weight (approximate)	11.5 kg (25.4 lb)	
Shipping weight (approximate)	15.9 kg (35 lb)	
Shipping dimensions (approximate)	762 × 508 × 431.8 mm (30 × 20 × 17 in)	

¹ Measured with temperature controller

² VNF-100

Ordering information

Options

Windows

Custom window options are available, including UV or IR grade fused silica, or sapphire. Contact Lake Shore for more information.

Mounting flange

BASE-VNF-2 Black anodized aluminum flange compatible with commercial spectrofluorometers

Sample holders

Custom sample holders are available for the VNF-100T. Contact Lake Shore for more information. The options listed below are for the VNF-100 only.

CONSULT Optical
CONSULT Blank
CONSULT Resistivity
CONSULT LCC
CONSULT DIP
CONSULT Cuvette

Electrical feedthroughs

EF-BNC-1-B-AL (1) BNC grounded
EF-BNC-2-S-AL (2) BNC grounded
EF-BNC-6-G (6) BNC grounded
EF-BNC-1-B-NC (1) BNC insulated
EF-BNC-2-S-NC (2) BNC insulated
EF-BNC-6-I (6) BNC insulated
EF-TRIAX-1-B-AL (1) triaxial grounded
EF-TRIAX-6-G (6) triaxial grounded
EF-TRIAX-1-B-NC (1) triaxial insulated
EF-TRIAX-6-I (6) triaxial insulated
EF-SMA-2-B-AL (2) SMA grounded
EF-SMA-6-G (6) SMA grounded
EF-SMA-2-B-NC (2) SMA insulated
EF-SMA-6-I (6) SMA insulated
10P-ASSEMBLY 10-pin
19P-ASSEMBLY 19-pin
26P-ASSEMBLY 26-pin
32P-ASSEMBLY 32-pin

Additional temperature sensors

DT-670-CU-HT-1.4L Silicon diode, calibrated
(one included with cryostat)
CX-1050-CU-HT-1.4M Cernox® magnetic field independent, calibrated

Installed wiring

CABLEASSY-63340 (1), (2), or (6) coaxial cables, SMA
CABLEASSY-63342 (1), (2), or (6) coaxial cables, BNC
CABLEASSY-63341 (1) or (6) triaxial cables
WIRE-PHBR (10), (19), (26), or (32) PhBr wires

Accessories

M81-SSM electronic synchronous source measure system

Contact us for standard/optical sample mounts or for interface cables/adapters for M81-SSM system/cryostat integration. Also available: specially priced preconfigured M81-SSM/cryostat packages for certain cryostat models—contact Sales for details.

M81-SSM-2 M81-SSM instrument with 1 source and 1 measure channel, including M81-SSM accessory kit (USB-A to USB-C adapter, USB-A male to USB-B male cable, terminal connectors for digital I/O, terminal connectors for chassis ground, quick-start guide) and a 2 m (6.6 ft) LEMO to BNC adapter cable


M81-SSM-4 M81-SSM instrument with 2 source and 2 measure channels, including M81-SSM accessory kit (USB-A to USB-C adapter, USB-A male to USB-B male cable, terminal connectors for digital I/O, terminal connectors for chassis ground, quick-start guide) and a 2 m (6.6 ft) LEMO to BNC adapter cable

M81-SSM-6 M81-SSM instrument with 3 source and 3 measure channels, including M81-SSM accessory kit (USB-A to USB-C adapter, USB-A male to USB-B male cable, terminal connectors for digital I/O, terminal connectors for chassis ground, quick-start guide) and a 2 m (6.6 ft) LEMO to BNC adapter cable

ML-MCS MeasureLINK-MCS software with scripting development license. Includes complete MeasureLINK installation with Lake Shore instrument drivers, chart recorder functionality and drag-and-drop measurement sequences. Some application packs sold separately.

Other accessories

LN-50 50 L LN₂ storage Dewar
10RVP Vacuum pumping station
10DDP Vacuum pumping station
TS-85-D Turbomolecular pumping station
336 Model 336 temperature controller
335 Model 335 temperature controller
325 Model 325 temperature controller



Copyright © Lake Shore Cryotronics, Inc. All rights reserved. Specifications are subject to change.

080122 4:20

www.lakeshore.com



environment by  JANIS

Woburn location

225 Wildwood Avenue
Woburn, MA 01801-2025
Tel: +1 781 491 0888

Westerville headquarters

575 McCorkle Blvd
Westerville, OH 43082-8699
Tel: +1 781 491 0888

sales@lakeshore.com