


Polarizer with Overcoat protection



Polarizer with no Overcoat protection

Introduction

MOXTEK’s inorganic wire-grid polarizers provide excellent polarization performance and are designed to tolerate high temperatures. Wire-grids structures are extremely small and will be damaged if touched or cleaned.

Moxtek has developed the proprietary Overcoat coating to protect the wire-grid surface. This coating provides mechanical support and durability to the wire-grid surface allowing for gentle wiping and cleaning. The Overcoat is also thermally stable at temperatures up to 300°C for over 1,000 hours with minimal performance impact.

Mechanical Abrasion Testing

Polarizer plates were “rub” tested using various abrasion tools. Moxtek used a moderately abrasive cheese cloth brush and rubbing method as defined by MIL-C-48497. This testing included the following rubbing tools: moderate rubbing tool with cheese cloth tip, paintbrush, cotton swab, alpha wipe, and beta wipe (see Figure 2 below). The rubbing angle and pressure used is defined in MIL-C-48497.

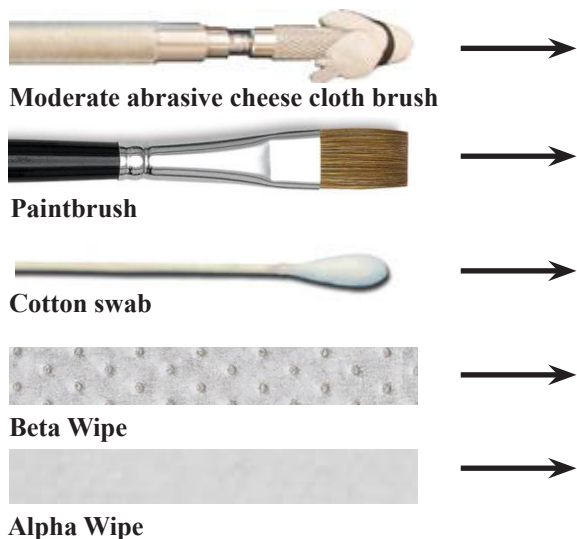


Figure 2. Rubbing tools

Polarizer with Overcoat




Figure 3a. No damage to the wire-grid surface from rubbing tests.

Polarizer without Overcoat




Figure 1b. Severe damage to the wire-grid surface from rubbing tests.

Rubbing method: ~11lb force, 20 strokes in a straight line, Approximately 9 lb/in²

Adhesion Test

Clear adhesive tape was applied to the wire-grid surface of a sample with Overcoat and one without Overcoat. The tape was then removed and the results are shown below. The polarizer with Overcoat did not have any visual or optical performance damage after the tape pull test whereas the polarizer without Overcoat was severely damaged. See Figures 4 below.



Figure 4a. No damage to the wire-grid surface from tape-pull test.

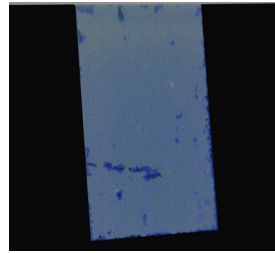


Figure 4b. Severe damage to the wire-grid surface from tape-pull test.

Chemical Resistance

Cleaning solvents (methanol, acetone, and isopropyl alcohol) were applied to the wire-grid side of polarizers with the Overcoat treatment as shown in Figure 5. These parts and solvents were placed in a closed system for an hour and then allowed to dry at room temperature overnight. Optical performance measurements were taken before and after the exposure with no change in visual or optical performance degradation. Moxtek does not recommend applying solvents to clean wire-grid polarizers that do not have the overcoat coating.

Optical Parameters	Performance Impact of Overcoat
P-Transmission (Tp) 550nm	-1.9%
S-Transmission (Ts) 550nm	+0.03%
P-Reflection (Rp) 550nm	-0.5%
S-Reflection (Rs) 550nm	-0.5%

Table 1. Performance Impact of Overcoat.

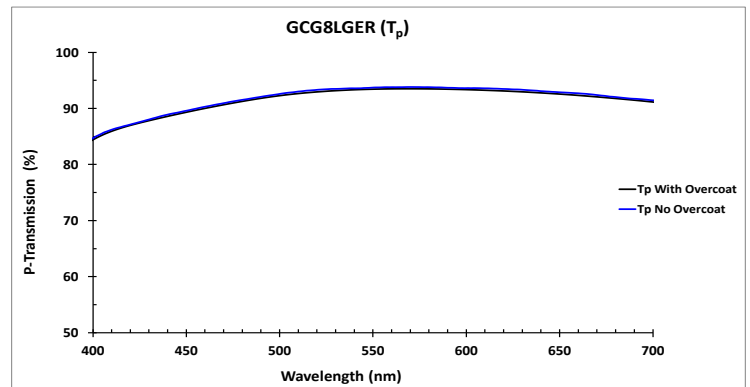


Figure 4. Minimal Tp Performance Impact of Overcoat.

Conclusion

The Overcoat coating was developed to protect wire-grid polarizers from mechanical stress caused by gentle wiping and cleaning. This coating has been demonstrated to provide protection for processes and applications that require parts to be handled gently or cleaned. Customers should not press on the Overcoated wire-grid polarizer with excessive force or use abrasive materials otherwise damage is possible.

Note: Uncoated wire-grid polarizer surfaces should never be touched or cleaned, otherwise the ribs will be destroyed. The Overcoat coating will provide protection from light touching cleaning if necessary but it is always good practice to not touch if possible. Moxtek recommends using gloves when handling polarizers so oils and fingerprints are not left on the Overcoat surface.



452 West 1260 North / Orem, UT 84057
 Phone 801.225.0930 / Fax 801.221.1121
www.moxtek.com
info@moxtek.com